

**MODEL 8100 INSTRUMENT ENCLOSURE**

- NEMA 4X OR IP68 CONSTRUCTION
- CHOICE OF SS316 AND COPPER-FREE ALUMINUM
- CHOICE OF TEMPERED GLASS COVER OR BLIND COVER



**Introduction**

**Material of Construction:**

SS316 (A Copper-Free Aluminum Version is under development)

**Certification:**

None

**Connections**

1/2" NPT, 3/4" NPT, M20x1.5P

**Mounting Holes**

As per requirement

**Surface Finishing**

Electro Polish

**"O" Ring**

Buna "N"

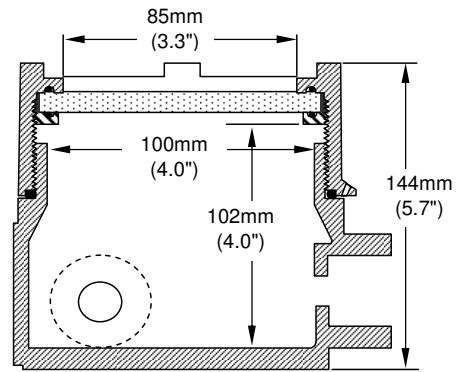
**Weight**

2.90Kg (6.4lbs) for SS316

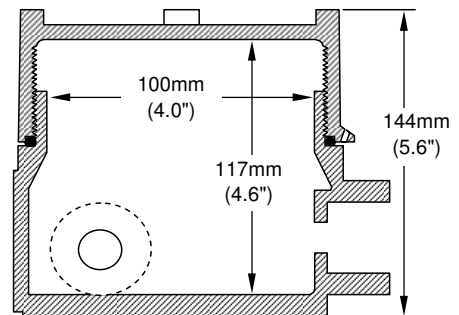
**Accessories**

None

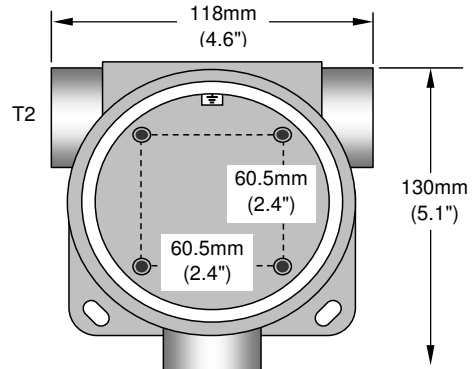
**Dimensions**



CROSS SECTION WITH GLASS COVER



CROSS SECTION WITH BLIND COVER



HOUSING TOP VIEW

## MODEL 8100 INSTRUMENT ENCLOSURE

IME Model 8100 Series Instrument Enclosures are designed to accommodate circuit boards and devices having a maximum diameter of 101mm(4.0") Specifically designed for explosion proof applications, the housing is available in either an epoxy painted Copper-Free Aluminum version or investment casted SS316 to withstand applications where aggressive atmospheres prevail. The housing can be ordered with either a tempered glass cover or blind cover. There is a wide choice of conduit and instrument entries.

### Ordering Information

Model	Description																														
8100SN	General Purpose, SS316, 3 Port Instrument Enclosure With Tempered Glass Cover																														
8100WN	General Purpose, Die Cast Aluminum, 3 Port Instrument Enclosure With Tempered Glass Cover																														
8100TN	General Purpose, SS316, 3 Port Instrument Enclosure With Blind Cover																														
8100AN	General Purpose, Die Cast Aluminum, 3 Port Instrument Enclosure With Blind Cover																														
	<table border="1"> <thead> <tr> <th>Code</th> <th colspan="2">Thread Sizes (T1: Instrument Connection; T2: Conduit Size)</th> </tr> </thead> <tbody> <tr> <td>01</td> <td>T1=1/2"NPT</td> <td>T2=1/2"NPT</td> </tr> <tr> <td>02</td> <td>T1=1/2"NPT</td> <td>T2=3/4" NPT</td> </tr> <tr> <td>03</td> <td>T1=1/2"NPT</td> <td>T2=M20 x 1.5P</td> </tr> <tr> <td>04</td> <td>T1=3/4" NPT</td> <td>T2=1/2"NPT</td> </tr> <tr> <td>05</td> <td>T1=3/4" NPT</td> <td>T2=3/4" NPT</td> </tr> <tr> <td>06</td> <td>T1=3/4" NPT</td> <td>T2=M20 x 1.5P</td> </tr> <tr> <td>07</td> <td>T1=M20 x 1.5P</td> <td>T2=1/2"NPT</td> </tr> <tr> <td>08</td> <td>T1=M20 x 1.5P</td> <td>T2=3/4" NPT</td> </tr> <tr> <td>09</td> <td>T1=M20 x 1.5P</td> <td>T2=M20 x 1.5P</td> </tr> </tbody> </table>	Code	Thread Sizes (T1: Instrument Connection; T2: Conduit Size)		01	T1=1/2"NPT	T2=1/2"NPT	02	T1=1/2"NPT	T2=3/4" NPT	03	T1=1/2"NPT	T2=M20 x 1.5P	04	T1=3/4" NPT	T2=1/2"NPT	05	T1=3/4" NPT	T2=3/4" NPT	06	T1=3/4" NPT	T2=M20 x 1.5P	07	T1=M20 x 1.5P	T2=1/2"NPT	08	T1=M20 x 1.5P	T2=3/4" NPT	09	T1=M20 x 1.5P	T2=M20 x 1.5P
Code	Thread Sizes (T1: Instrument Connection; T2: Conduit Size)																														
01	T1=1/2"NPT	T2=1/2"NPT																													
02	T1=1/2"NPT	T2=3/4" NPT																													
03	T1=1/2"NPT	T2=M20 x 1.5P																													
04	T1=3/4" NPT	T2=1/2"NPT																													
05	T1=3/4" NPT	T2=3/4" NPT																													
06	T1=3/4" NPT	T2=M20 x 1.5P																													
07	T1=M20 x 1.5P	T2=1/2"NPT																													
08	T1=M20 x 1.5P	T2=3/4" NPT																													
09	T1=M20 x 1.5P	T2=M20 x 1.5P																													

8100SN	01	← Typical Model Number
--------	----	------------------------